


Corporate Financial Reporting

2021

2022

2023

2024





Coorporate Annual Report Concept

Corporate financial reporting encompasses financial statements, reports and information returns prepared for various end users and governing bodies.

An additional information are available using the links listed below:

Pricing Concept of TSUL

Income information of TSUL	2021	2022	2023
depositing idle funds	12 282,1 billion soum	14 255,3 billion soum	25 008,7 billion soum
according to off-budget innovation funds	143,5 billion soum	200,5 billion soum	387,8 billion soum
from the budget funds	6 454,7 billion soum	10 640,8 billion soum	17 871,1 billion soum
from the extra budgetary funds	3 567,2 billion soum	8 920,5 billion soum	12 715,2 billion soum
from educational payment-contract funds	132 704,7 billion soum	145 694,7 billion soum	196 609,1 billion soum
Total revenues	155 152,2 billion soums	179 711,9 billion soums	252 591,9 billion soums



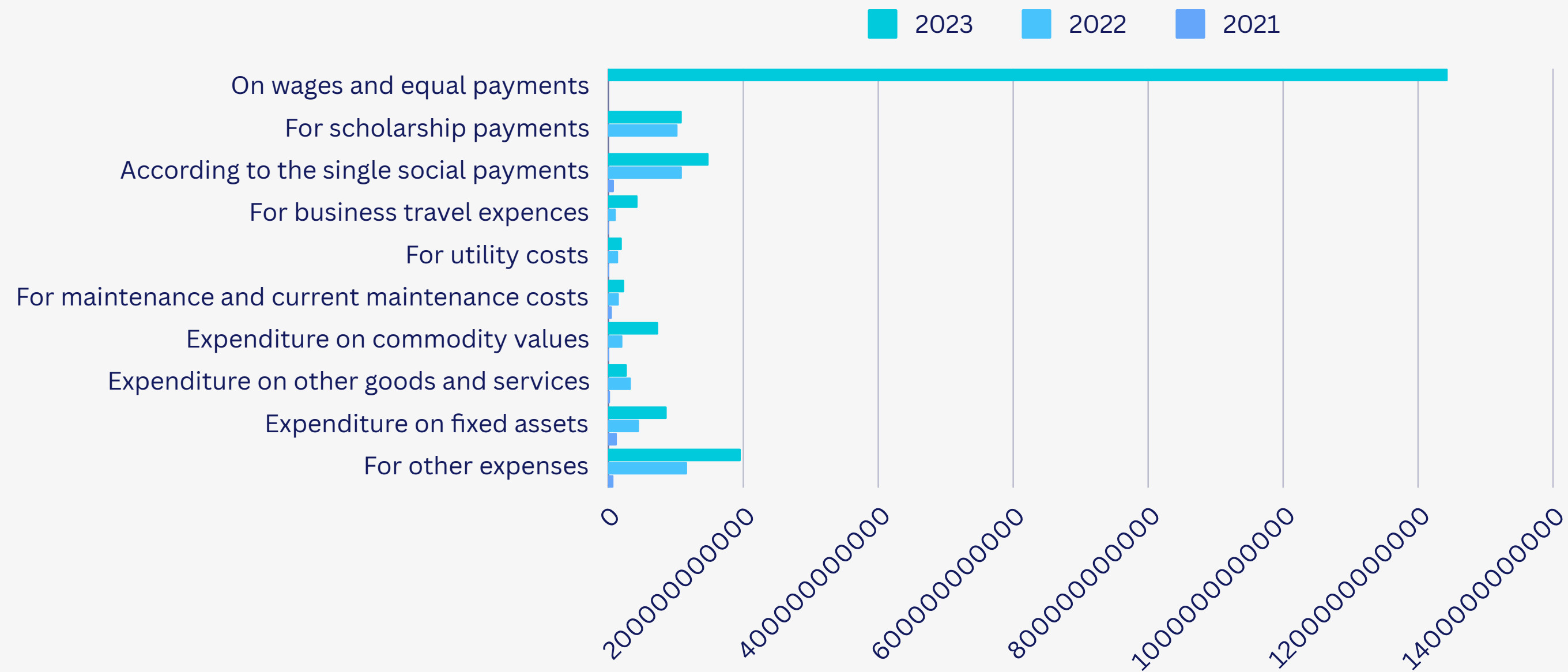


Tashkent State University Of Law Annual Report Concept On Expenses

Expenses	2021	2022	2023
On wages and equal payments	69 109,6 billion soums	91 192,0 billion soums	124 389,7 91 192,0 billion soums
For scholarship payments	9 387,8 billion soums	10 248,2 91 192,0 billion soums	10 876,8 91 192,0 billion soums
According to the single social payments	8 228,9 9 387,8 billion soums	10 889,0 91 192,0 billion soums	14 854,7 91 192,0 billion soums
For business travel expences	446,3 9 387,8 billion soums	1 096,5 91 192,0 billion soums	4 322,6 91 192,0 billion soums
For utility costs	999,9 9 387,8 billion soums	1 443,6 91 192,0 billion soums	1 991,9 91 192,0 billion soums
For maintenance and current maintenance costs	5 191,4 9 387,8 billion soums	1549,0 91 192,0 billion soums	2 340,1 91 192,0 billion soums
Expenditure on commodity values	1 302,3 9 387,8 billion soums	2079,0 91 192,0 billion soums	737,8,1 91 192,0 billion soums
Expenditure on other goods and services	2 462,1 9 387,8 billion soums	3333,0 91 192,0 billion soums	2 734,6 91 192,0 billion soums
Expenditure on fixed assets	12 574,3 9 387,8 billion soums	4536,9 91 192,0 billion soums	8 643,9 91 192,0 billion soums
For other expenses	7 535,9 9 387,8 billion soums	11 665,4 91 192,0 billion soums	19 618,4 91 192,0 billion soums



Tashkent State University Of Law Annual Report Concept On Expenses

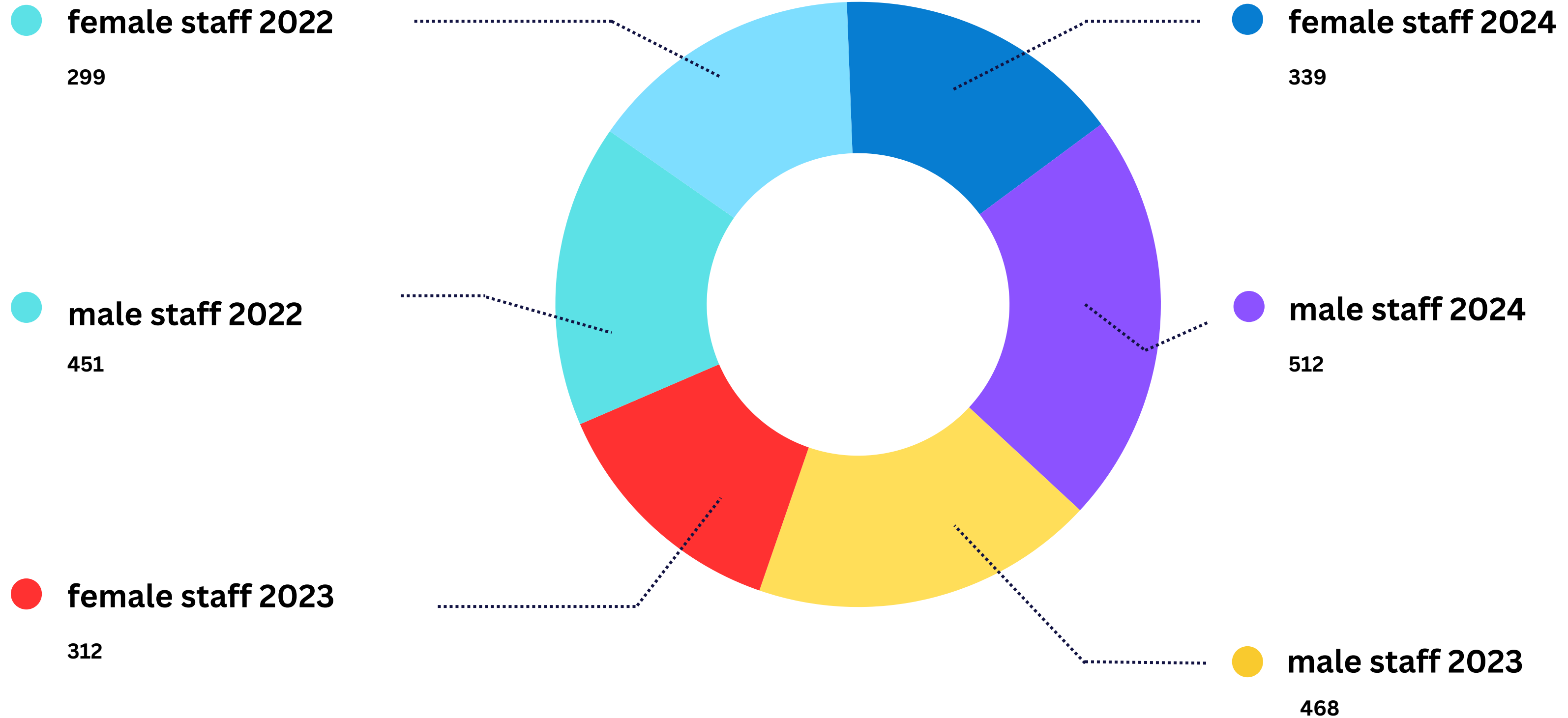




Gender Annual Report Concept

by years	2022		2023		2024		overall
by gender	female	male	female	male	female	male	amount/number
Number of allocated state	228,25	421,75	270	450	381	381	762
Number of owned state	227,25	354,75	270,75	381,75	266	398,00	664
Salary ratio	1 053 214 160	2 406 211 010	1 518 479 295	2 956 171 732	1 690 811 445	3 934 662 448	5 625 473 893
Number of owned states	227,25	354,75	270,75	381,75	266	398,00	664
Average salary ratio	4 634 606	6 782 836	5 608 418	7 743 737	6 356 434	9 886 087	5 625 473 893
Allowance commission	4 089 883	5 501 436	5 673 466	7 941 950	6 879 117	9 546 838	8 474 951
Salary due to KPI	194 783	292 097	1 895 381	2 340 911	2 637 683	3 339 222	3 100 292
Degree of Ministry of Justice	1 357 700	1 595 214	2 657 643	2 773 860	3 052 279	3 613 757	3 400 220
Overall	10 276 971	14 176 777	15 834 908	20 800 458	16 061 060	23 114 734	20 281 379

Number of female and male staff Annual Report Concept





Financial Report of TSUL

